
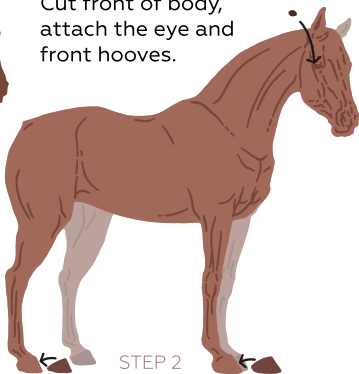


Cut body and attach back hooves.




STEP 1

Cut front of body, attach the eye and front hooves.



STEP 2

Cut and attach the mane and tail pieces as desired.



STEP 3



FINAL

*For more information, visit our website*

or any of our social media channels! Search for Honey Bee Stamps on Instagram, Facebook, Pinterest, YouTube and TikTok! #HoneyBeeStamps