

**Build-A-Garden:
Blossoming Freesia Stamp & Stencil Set**
LAYERING GUIDE

Inks:

- Obsidian
- Honey Drizzle
- Razzleberry
- Bamboo
- Moss



Stamp Set

+



=



+



=



**Build-A-Garden:
Blossoming Freesia Stamp & Stencil Set**
LAYERING GUIDE



Use the bottom half of this stencil as a mask: cover the image with the mask and ink around it to create a blended background.

Use the dots on the top half as accents on your project!

- Inks:**
- Obsidian
 - Honey Drizzle
 - Razzleberry
 - Bamboo
 - Moss




Stamp Set

+



①

=




+



②

=



+



③

=




Use the bottom half of this stencil as a mask: cover the image with the mask and ink around it to create a blended background.

Use the dots on the top half as accents on your project!

Build-A-Garden:
Blossoming Freesia Stamp & Stencil Set
LAYERING GUIDE

Inks:


- Obsidian
- Honey Drizzle
- Razzleberry
- Bamboo
- Moss



+



=



+



=



Build-A-Garden:
Blossoming Freesia Stamp & Stencil Set
LAYERING GUIDE



Use the bottom half of this stencil as a mask: cover the image with the mask and ink around it to create a blended background.

Use the dots on the top half as accents on your project!