








Craft-A-Flower:
Epiphyllum Layering Die Set
LAYERING GUIDE



Cardstock:

-  Red Cosmos Gradient Set
-  Cherry Blossom Gradient Set
-  Summer Afternoon Gradient Set
-  Green Meadows Gradient Set

Designer's Tips:

Epiphyllums naturally bloom in warm color tones such as **purples, pinks, reds, and oranges**. Allow these colors to inspire your paper selection, or get creative and experiment with cooler hues.

For more dimension, gently crease the cardstock along the score lines on each petal, then adhere only in the center of each layer. Your epiphyllums will pop off of the page!

**50% actual size*